

Scaled data based on original data using
LM-79-08 Approved Method: Electrical and Photometric Measurements of Solid-
State Lighting Products

Test Report Prepared for
Cooper Lighting Solutions
(formerly Eaton)

Brand: McGRAW-EDISON

Report Number: P386776

Luminaire Tested: **GWC-SA2C-727-U-SL2-HSS**

Issue Date: 3/3/2020

Test Information

Test Method: LM-79-08
Report Number: P386776
TEST IS SCALED FROM IESNA LM-79-08 TEST DATA (G2-1903-205-21)
Test Lab: INNOVATION CENTER
Issue Date: 3/3/2020
Manufacturer: COOPER LIGHTING SOLUTIONS (FORMERLY EATON)
Product Line: MCGRAW-EDISON
Catalog Number: GWC-SA2C-727-U-SL2-HSS
Description: GALLEON WALL LUMINAIRE
(2) 70 CRI, 2700K, 1050mA LIGHTSQUARES WITH 16 LEDS EACH AND TYPE II
SPILL LIGHT ELIMINATOR OPTICS WITH HOUSE SIDE SHIELD
Light Source: -
Ballast/Driver: ELECTRONIC DRIVER

Summary

Lumens per Lamp: N/A
Luminaire Lumens: 10224 lumens
Efficiency: N/A
Efficacy: 90.5 lumens/watt
Luminous Opening: Rectangular (W 1' x L: 0.5' x H: 0')
IES Classification: Type III - Medium
BUG Rating: B1 - U0 - G2

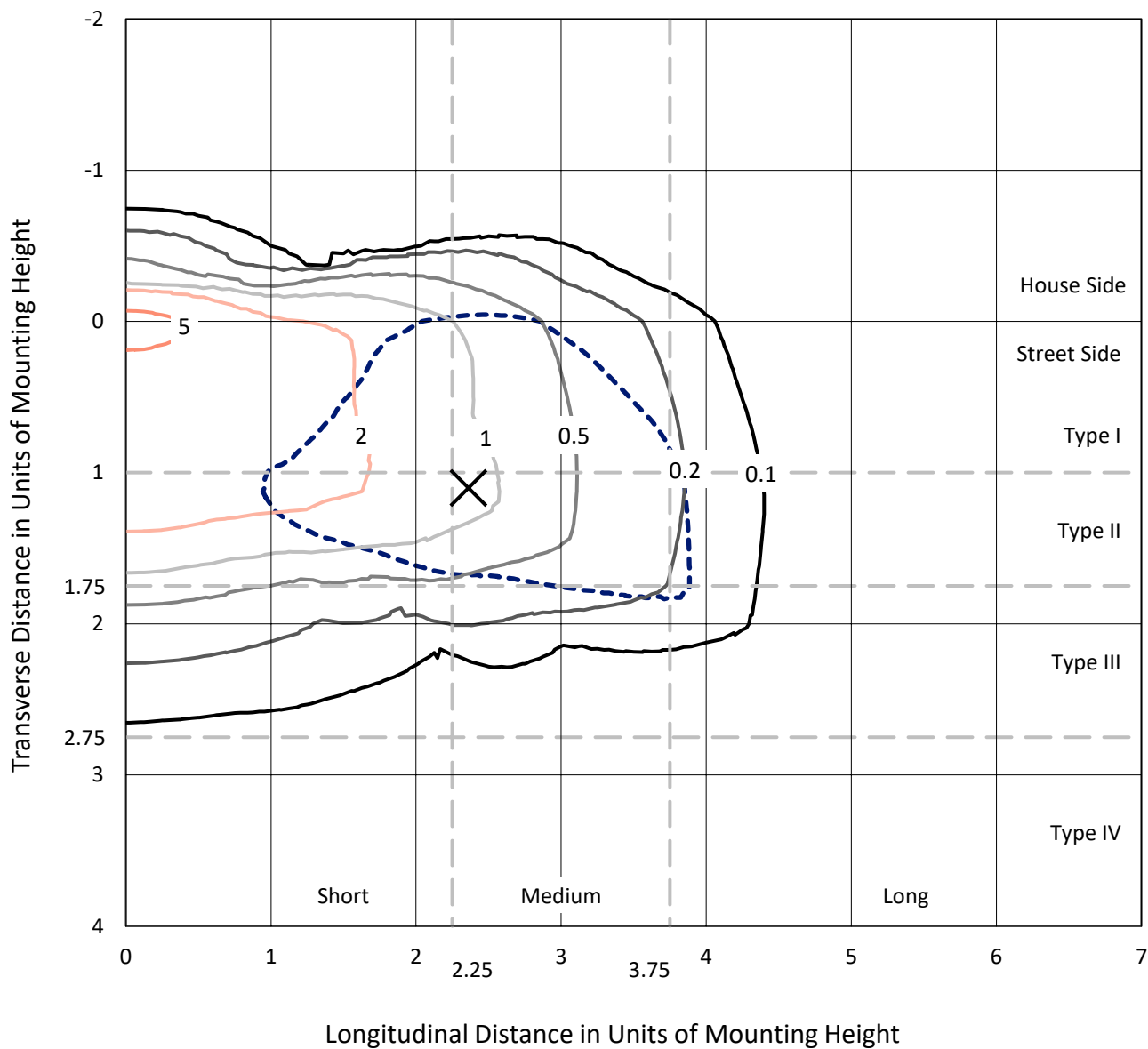
Input Watts (W): 113
Input Voltage (V): NR
Input Current (Ain): NR
Voltage Rise (V): NR
Power Factor: NR
Total Harmonic Distortion (THDi): NR
Frequency (hertz): 60
Stabilization Time: NR
Operation Time: NR
Ambient Temperature (°C): NR
Test Distance: 24 FT



REPORT NUMBER: P386776
 CATALOG NUMBER: GWC-SA2C-727-U-SL2-HSS

Iso-Footcandle Lines of Horizontal Illumination

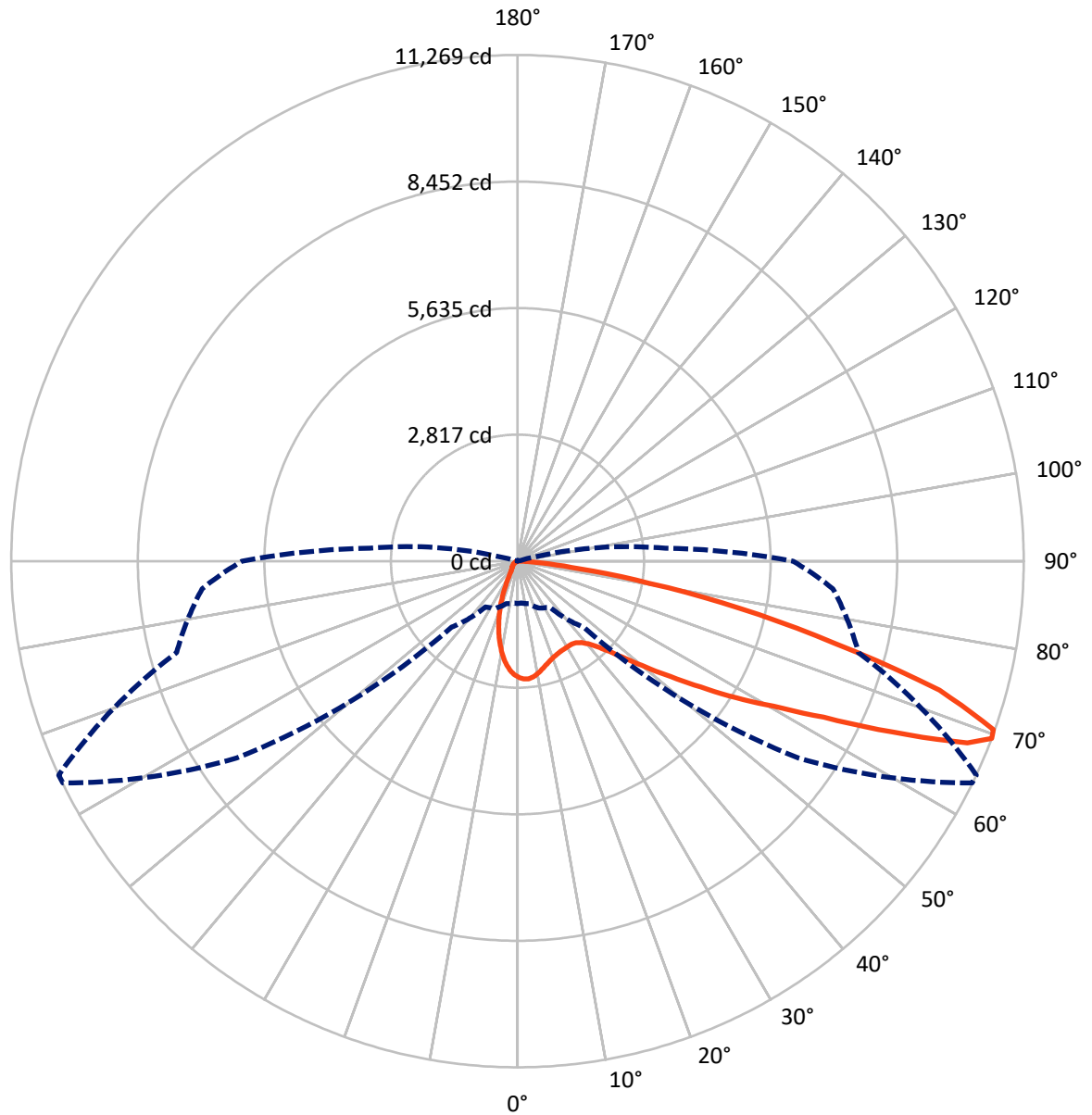
× Max cd
 - - - 1/2 Max cd



Based on 20 foot mounting height. Maximum calculated value = 6.5 fc
 Type III - Medium - N/A

REPORT NUMBER: P386776
CATALOG NUMBER: GWC-SA2C-727-U-SL2-HSS

Luminous Intensity Polar Plot



— Vertical Plane Through 65-Deg Lateral - - - Horizontal Cone Through 69-Deg Vertical

REPORT NUMBER: P386776

CATALOG NUMBER: GWC-SA2C-727-U-SL2-HSS

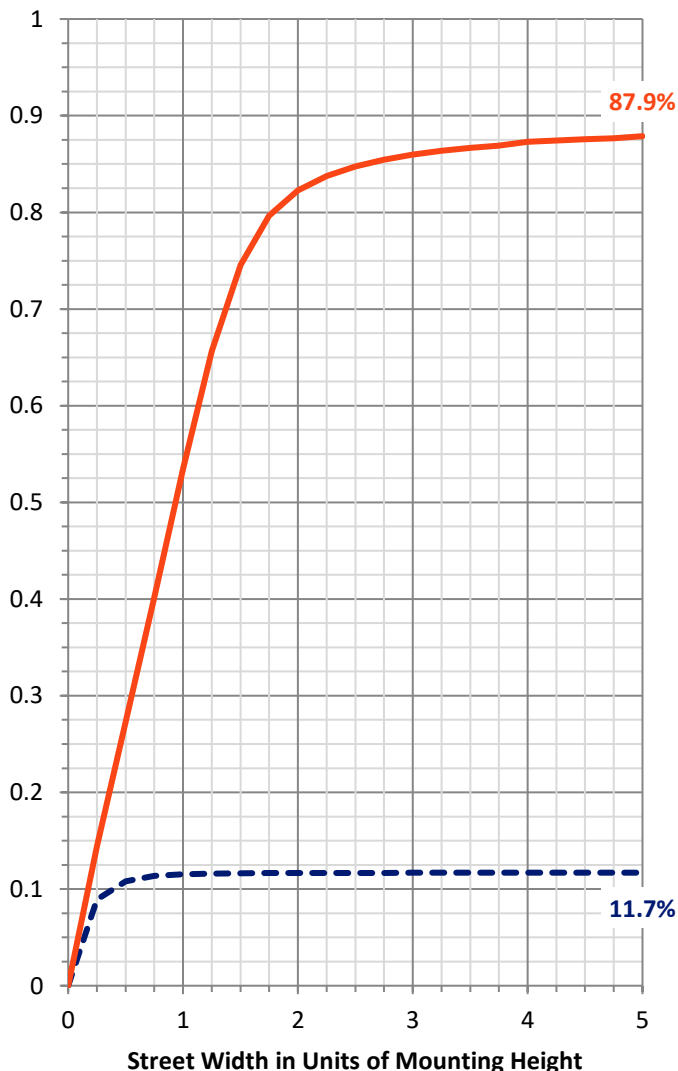
FLUX DISTRIBUTION:

		Downward	Upward	Total
House Side	Lumens	1205.2	0.0	1205.2
	% Fixture	11.8	0.0	11.8
Street Side	Lumens	9018.8	0.0	9018.8
	% Fixture	88.2	0.0	88.2
Total	Lumens	10224.0	0.0	10224.0
	% Fixture	100.0	0.0	100.0

ZONAL LUMENS:

Zone	Lumens	% Fixture
0°-10°	216.0	2.1
10°-20°	472.9	4.6
20°-30°	655.0	6.4
30°-40°	913.3	8.9
40°-50°	1419.6	13.9
50°-60°	2279.0	22.3
60°-70°	2577.9	25.2
70°-80°	1514.0	14.8
80°-90°	176.1	1.7
90°-100°	0.0	0.0
100°-110°	0.0	0.0
110°-120°	0.0	0.0
120°-130°	0.0	0.0
130°-140°	0.0	0.0
140°-150°	0.0	0.0
150°-160°	0.0	0.0
160°-170°	0.0	0.0
170°-180°	0.0	0.0
0°-90°	10224.0	100.0
0°-180°	10224.0	100.0

Coefficient of Utilization



REPORT NUMBER: P386776

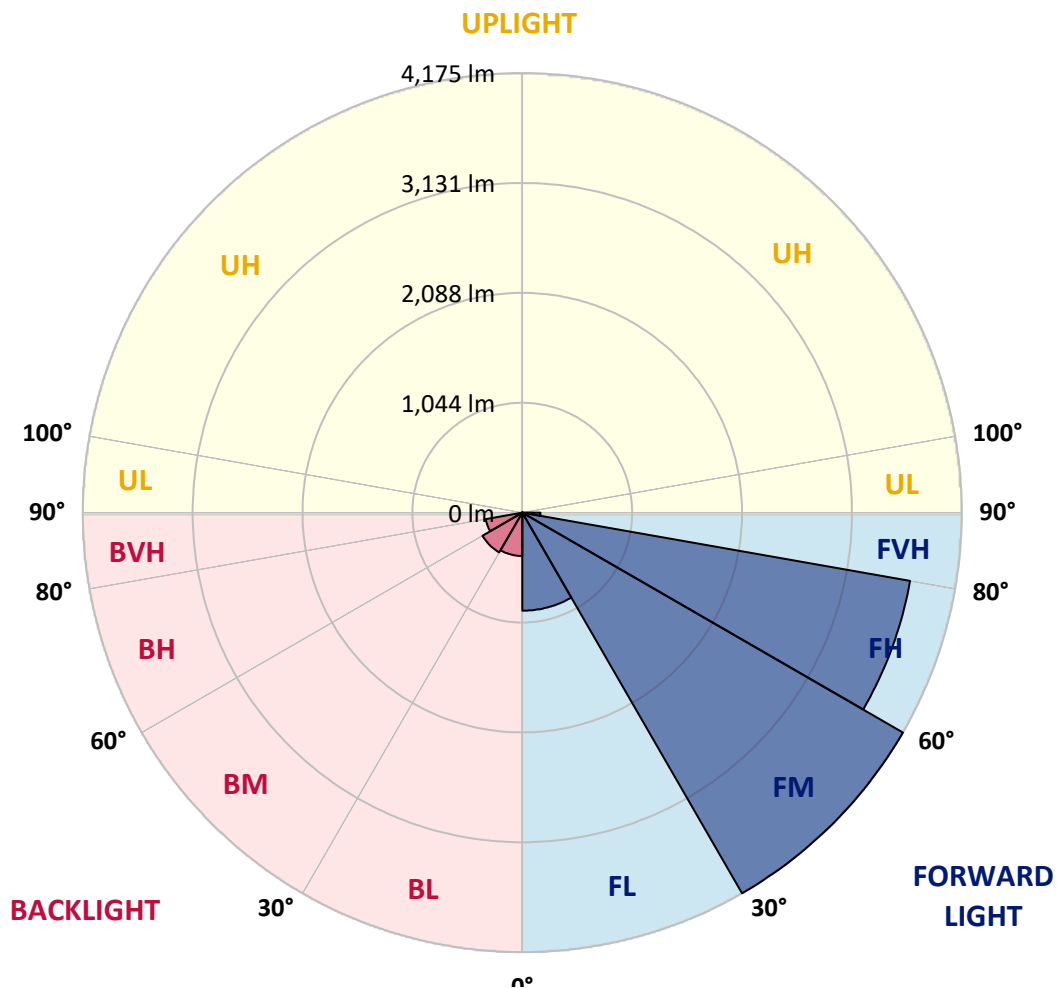
CATALOG NUMBER: GWC-SA2C-727-U-SL2-HSS

LUMINAIRE CLASSIFICATION SYSTEM LUMEN TABLE AND BUG RATING:

Zone	Lumens	% Fixture	Zone Rating/Lumen Limit		
			B	U	G
FL (0°-30°)	931.6	9.1			
FM (30°-60°)	4175.2	40.8			
FH (60°-80°)	3739.8	36.6			G2/5000
FVH (80°-90°)	172.2	1.7			G2/225
BL (0°-30°)	412.4	4.0	B1/500		
BM (30°-60°)	436.7	4.3	B1/1000		
BH (60°-80°)	352.1	3.4	B1/500		G1/500
BVH (80°-90°)	4.0	0.0			G0/10
UL (90°-100°)	0.0	0.0		U0/0	
UH (100°-180°)	0.0	0.0		U0/0	

BUG Rating: B1-U0-G2

Type III Medium





REPORT NUMBER: P386776
 CATALOG NUMBER: GWC-SA2C-727-U-SL2-HSS

CANDELA DISTRIBUTION (FULL):

	0°	5°	15°	25°	35°	45°	55°	64°	65°	75°	85°
0°	2583.6	2583.6	2583.6	2583.6	2583.6	2583.6	2583.6	2583.6	2583.6	2583.6	2583.6
2.5°	2606.6	2600.1	2605.3	2616.5	2622.1	2622.1	2626.5	2621.3	2623.0	2610.4	2592.3
5°	2443.5	2433.5	2447.8	2479.4	2518.3	2551.6	2600.9	2626.9	2629.5	2629.9	2608.7
7.5°	2267.8	2258.7	2279.9	2317.1	2367.3	2429.2	2515.3	2590.5	2594.9	2635.5	2620.0
10°	2125.0	2118.6	2143.2	2183.0	2241.9	2311.1	2416.6	2521.3	2533.9	2623.9	2618.2
12.5°	2011.7	2006.5	2029.9	2075.7	2135.9	2212.4	2322.8	2444.3	2461.2	2597.5	2609.6
15°	1929.1	1928.2	1947.7	1991.8	2058.4	2129.8	2242.7	2372.9	2392.4	2568.9	2608.3
17.5°	1885.8	1887.1	1901.4	1939.0	1996.1	2067.1	2175.2	2312.8	2334.0	2543.4	2614.8
20°	1881.5	1882.8	1890.6	1911.8	1958.1	2020.8	2120.3	2262.2	2284.2	2524.4	2625.2
22.5°	1919.5	1918.7	1920.8	1918.7	1944.6	1992.2	2083.9	2223.2	2248.8	2511.8	2633.4
25°	1992.7	1991.4	1990.5	1974.5	1957.2	1982.7	2068.8	2201.2	2225.4	2502.7	2638.1
27.5°	2094.3	2093.5	2092.2	2065.8	2013.9	1997.9	2070.5	2193.0	2213.3	2495.4	2637.3
30°	2228.0	2234.1	2232.3	2195.6	2114.7	2044.1	2088.7	2188.6	2206.4	2481.1	2628.2
32.5°	2385.0	2397.2	2406.7	2367.3	2266.1	2135.9	2130.7	2193.4	2206.4	2470.3	2611.7
35°	2548.1	2563.7	2598.8	2584.9	2451.7	2273.9	2202.9	2222.0	2232.8	2476.3	2604.0
37.5°	2708.7	2727.3	2803.4	2843.6	2694.8	2456.4	2315.4	2292.5	2298.1	2513.1	2612.6
40°	2895.1	2923.2	3038.7	3103.6	2985.1	2700.9	2483.7	2413.6	2415.8	2594.0	2652.8
42.5°	3140.0	3169.0	3294.0	3395.7	3312.2	3009.8	2712.1	2598.8	2596.6	2745.4	2747.6
45°	3438.5	3468.8	3598.1	3711.0	3673.4	3375.8	3004.6	2869.2	2866.6	2984.2	2927.1
47.5°	3776.8	3806.6	3922.2	4038.5	4079.2	3803.2	3377.1	3238.2	3232.1	3316.1	3204.4
50°	4067.1	4086.6	4193.0	4349.6	4533.0	4328.4	3840.4	3706.7	3700.2	3756.9	3611.5
52.5°	4172.6	4183.9	4292.0	4511.4	4969.1	5039.6	4449.1	4276.9	4272.1	4296.8	4153.6
55°	3958.9	3979.3	4112.1	4437.4	5205.3	5843.4	5217.4	4982.9	4947.0	4893.8	4720.3
57.5°	3376.6	3409.1	3551.8	3984.5	5095.0	6481.1	6346.6	5781.6	5728.8	5403.5	5181.1
60°	2530.0	2569.8	2688.3	3155.1	4506.2	6708.2	7580.4	6671.5	6552.5	5809.3	5604.6
62.5°	1736.1	1756.0	1836.5	2140.6	3318.6	6336.2	8612.7	7863.4	7646.2	6250.5	6062.8
65°	1326.0	1332.9	1365.8	1470.5	1976.2	5146.9	9023.2	9435.9	9173.3	6778.3	6538.2
67.5°	1068.6	1063.0	1108.4	1258.1	1323.4	3140.0	8544.3	10923.7	10800.9	7483.9	7016.7
69°	942.3	934.5	980.8	1154.7	1242.9	2075.7	7638.4	11261.6	11269.4	7856.4	7049.6
70°	847.9	853.1	899.0	1093.2	1215.7	1629.3	6773.1	11175.5	11236.9	7995.7	6852.3
72.5°	566.3	580.1	672.3	907.6	1168.9	1233.0	4089.6	9589.9	9826.2	7682.1	5878.9
75°	319.3	329.7	439.1	684.4	1101.5	1174.1	2160.1	7065.2	7293.6	6424.0	4533.5
77.5°	156.6	162.2	248.3	441.7	921.1	1118.8	1225.2	4799.1	5060.0	4193.0	2564.2
80°	66.2	69.2	124.2	272.6	658.5	1067.7	909.8	2953.5	2986.0	1642.7	683.1
82.5°	25.5	26.4	52.3	170.0	418.3	832.4	761.0	1400.4	1366.7	309.3	155.7
85°	3.0	3.5	19.0	102.1	232.8	428.3	618.2	603.5	558.5	61.4	80.0
87.5°	0.0	0.0	1.3	31.1	69.2	200.7	321.4	250.5	225.8	19.9	41.5
90°	0.0	0.0	0.0	0.0	0.0	0.0	0.0	0.0	0.0	0.0	0.0



REPORT NUMBER: P386776
 CATALOG NUMBER: GWC-SA2C-727-U-SL2-HSS

CANDELA DISTRIBUTION (continued):

	90°	95°	105°	115°	125°	135°	145°	155°	165°	175°	180°
0°	2583.6	2583.6	2583.6	2583.6	2583.6	2583.6	2583.6	2583.6	2583.6	2583.6	2583.6
2.5°	2577.1	2572.8	2549.4	2515.7	2483.7	2443.9	2405.8	2382.9	2364.7	2352.6	2366.9
5°	2584.1	2565.0	2494.1	2403.2	2314.1	2213.7	2120.3	2041.1	2010.0	1975.4	1990.9
7.5°	2581.9	2546.0	2418.4	2256.6	2093.0	1923.9	1763.8	1640.5	1576.5	1513.7	1529.8
10°	2571.1	2510.5	2317.1	2077.5	1832.6	1589.5	1362.3	1189.7	1093.2	1005.8	1018.4
12.5°	2547.3	2462.9	2197.7	1872.4	1544.9	1224.3	958.3	737.2	618.7	566.3	572.8
15°	2533.0	2416.6	2071.4	1664.7	1237.7	852.7	585.8	435.7	381.6	364.3	366.4
17.5°	2526.1	2372.1	1940.7	1427.2	923.6	542.9	378.5	334.0	322.3	319.3	320.1
20°	2519.2	2327.1	1806.2	1192.3	636.4	365.1	311.1	298.1	293.8	289.9	290.7
22.5°	2507.5	2283.8	1661.7	954.4	429.2	296.3	280.3	267.8	258.7	253.9	254.8
25°	2493.2	2238.4	1514.2	710.8	313.2	264.3	249.2	231.5	220.6	212.0	212.4
27.5°	2470.3	2182.6	1361.9	517.4	263.0	236.6	216.3	196.8	178.7	168.7	168.7
30°	2438.3	2119.4	1192.7	370.3	235.8	209.4	184.7	160.5	141.0	131.9	131.1
32.5°	2402.8	2053.7	1021.9	280.8	214.1	183.9	155.7	130.2	112.9	105.6	105.1
35°	2372.5	1982.7	851.4	235.3	192.5	159.2	128.5	106.9	93.0	87.0	86.5
37.5°	2353.0	1911.8	685.3	210.3	173.0	136.3	107.7	88.3	78.3	73.5	73.1
40°	2350.0	1859.0	533.4	191.2	154.9	115.9	90.0	74.8	65.8	60.6	60.1
42.5°	2389.4	1828.7	409.3	175.2	136.3	98.2	76.6	64.0	54.5	49.3	48.9
45°	2492.8	1838.2	314.9	160.9	117.7	83.1	64.9	53.2	44.6	40.7	39.8
47.5°	2681.4	1904.0	250.5	146.7	99.9	70.5	55.4	44.1	36.8	32.9	32.4
50°	3017.1	2058.4	209.4	131.1	83.5	60.1	45.9	35.9	29.9	26.4	26.0
52.5°	3462.7	2333.6	186.9	115.9	69.2	51.0	37.6	28.6	23.4	20.8	20.3
55°	3954.2	2666.7	172.2	99.5	56.7	42.4	29.9	22.5	18.2	16.0	15.1
57.5°	4433.9	2955.2	158.3	83.5	47.2	34.6	23.8	17.7	14.3	12.1	11.7
60°	4874.8	3220.4	142.3	67.1	38.5	27.3	18.6	13.8	11.2	9.1	9.1
62.5°	5346.8	3425.5	120.3	52.3	31.6	20.8	15.1	12.5	9.1	7.8	7.4
65°	5846.9	3577.8	94.3	40.7	24.7	15.6	12.5	13.0	7.4	5.6	5.2
67.5°	6216.4	3547.5	69.7	32.0	19.0	12.1	12.1	13.8	6.5	4.3	3.9
69°	6135.0	3301.3	58.4	27.7	16.4	10.4	11.2	13.8	6.1	3.9	3.5
70°	5899.2	3028.8	51.5	24.7	14.7	9.5	10.8	13.4	5.6	3.9	3.5
72.5°	4912.9	2281.2	40.2	18.6	11.7	7.8	9.1	11.7	5.6	3.9	3.0
75°	3695.5	1460.1	30.7	13.4	8.7	6.1	6.9	8.7	5.6	3.5	3.0
77.5°	2010.8	526.5	22.1	9.1	6.1	4.8	4.8	6.5	5.2	2.6	1.7
80°	517.0	132.4	13.8	6.1	4.8	3.5	3.0	4.3	3.0	0.4	0.0
82.5°	127.6	29.9	7.4	4.3	3.5	1.3	1.3	2.2	1.3	0.0	0.0
85°	70.1	14.7	4.8	3.0	1.7	0.0	0.0	0.4	0.0	0.0	0.0
87.5°	35.9	4.3	1.3	0.9	0.4	0.0	0.0	0.0	0.0	0.0	0.0
90°	0.0	0.0	0.0	0.0	0.0	0.0	0.0	0.0	0.0	0.0	0.0

Signify Classified - Internal
Cooper Lighting Solutions Photometric Lab
1121 Highway 74 South
Peachtree City, GA 30269

Scaled Data Report



Report Generated By 670245982

Signify Classified - Internal
Cooper Lighting Solutions Photometric Lab
1121 Highway 74 South
Peachtree City, GA 30269

Scaled Data Report



Signify Classified - Internal
Cooper Lighting Solutions Photometric Lab
1121 Highway 74 South
Peachtree City, GA 30269

Scaled Data Report



Signify Classified - Internal
Cooper Lighting Solutions Photometric Lab
1121 Highway 74 South
Peachtree City, GA 30269

Scaled Data Report



Signify Classified - Internal
Cooper Lighting Solutions Photometric Lab
1121 Highway 74 South
Peachtree City, GA 30269

Scaled Data Report



--- HS — SS

Signify Classified - Internal
Cooper Lighting Solutions Photometric Lab
1121 Highway 74 South
Peachtree City, GA 30269

Scaled Data Report



u

Signify Classified - Internal
Cooper Lighting Solutions Photometric Lab
1121 Highway 74 South
Peachtree City, GA 30269

Scaled Data Report



Signify Classified - Internal
Cooper Lighting Solutions Photometric Lab
1121 Highway 74 South
Peachtree City, GA 30269

Scaled Data Report



(END OF REPORT)